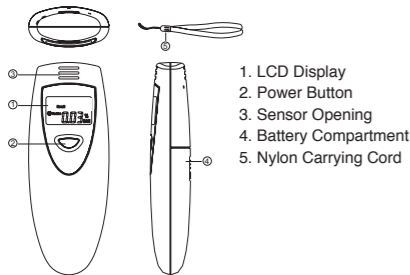


Instruction Manual for Alcohol Breath Checker



Intended Use:

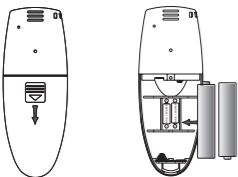
This device is intended to measure alcohol in the human breath. Measurements obtained by this device are used as an aid in the detection of alcohol intoxication.



1. LCD Display
2. Power Button
3. Sensor Opening
4. Battery Compartment
5. Nylon Carrying Cord

Before Using:

Open the battery lid on the back of the unit. Insert two "AAA" high-quality alkaline batteries (not included) with correct polarity as indicated. Replace the battery lid. The unit is now ready for use.



Useful Tips:

1. WAIT 15 to 20 minutes after drinking alcohol before testing.
2. When the batteries are low, the "L" symbol will flash on the LCD screen.
3. See warnings regarding device replacement.

Using Alcohol Breath Checker:

IMPORTANT: WAIT 15 to 20 minutes after eating, drinking alcohol, or smoking. Alcohol in your mouth could give you an abnormally high reading.

Warm up mode:

1. Press and hold the POWER button for 1 second until the checker beeps.
2. The "Warm up" symbol will display and a 10 to 00 countdown will start to indicate that the checker is in warm up mode. Do not blow into the checker during warm up.



3. The countdown may repeat one or more times, going from 05 to 00 if the sensor has not warmed up sufficiently. Warm up may take up to 25 seconds. WAIT until you see "BLOW" on the left side of the screen.

Testing mode:

1. The "Blow" symbol will display after the warm up is complete. Another 10 to 00 countdown will start indicating that the checker is in testing mode. If you do not blow into the sensor in this amount of time, an additional 6 seconds will be added to the testing time.



2. Take a deep breath and exhale into the sensor at top of unit for 3-5 seconds slowly and consistently. The test results will occur when the 10 to 00 – countdown is complete. DO NOT touch the top of the unit with your lips.
3. Observe the LCD screen. See the chart below for the LCD codes.
4. Replace unit after one year. See Warnings.
5. Wait 3 minutes or more before running the test again.

What the LCD screen means:

The Alcohol Breath Checker measures blood alcohol concentration (BAC) "BAC" means "Blood Alcohol Concentration" g/l is the percent weight(g)/volume(l)

BAC of .08% or greater	DANGER: LEGALLY INTOXICATED
BAC of .05% to .08%	CAUTION: BORDERLINE INTOXICATED
BAC of .02% to .05%	BAC of .02% to .05% LOW OR MODERATE LEVEL BUT YOUR DRIVING MIGHT STILL BE IMPAIRED
BAC of less than .02%	LOW LEVEL

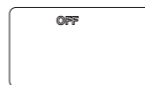
The "Caution" symbol is displayed if the alcohol concentration is at 0.05% BAC to 0.08% BAC: The "Danger" symbol is displayed with an audible beep if the alcohol concentration is at .08% BAC and above.



CAUTION: Your driving may be impaired at ANY level of alcohol consumption. DON'T DRINK AND DRIVE!

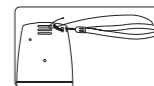
Auto Shut Off:

The testing results will remain on the display for 15 seconds. After 15 seconds, the "OFF" symbol will appear on the screen for 2-3 seconds and the checker will turn off.



Inserting the Nylon Carrying Cord:

Insert thin black portion of the nylon carrying cord into the slot on the back, upper right corner. Pull the gray, braided portion through the black portion to secure.



Warnings:

Our testing has shown that this device functions accurately for at least 400 tests. Based on NIAAA studies, (www.alcoholism.about.com) this corresponds to one year of device use for most drinkers. YOU SHOULD REPLACE YOUR DEVICE ONE YEAR AFTER FIRST USE. FAILURE TO DO SO MAY CAUSE YOUR READINGS TO BE INACCURATE. If you are a heavy drinker or a heavy smoker, we strongly recommend replacing the unit sooner.

The Alcohol Breath Checker does not guarantee 100% accuracy or the same results of the breathalyzers used by law enforcement officials. Test results are guides only and should not be relied upon. Results can be affected by the environmental conditions, direct sunlight, excessive heat, submersion in liquids, improper usage, elapsed time after drinking, amount of food consumption, medication and other drugs consumed. It is strongly advised that no motor vehicle or equipment be used after consuming any amount of alcohol, regardless of the results of the Alcohol Breath Checker. The Alcohol Breath Checker uses an LCD screen to deliver test results.

Specifications:

Test Method: Product uses a semi-conductor gas sensor to detect alcohol on breath and converts to a BAC level.

Preheat time (warm up): 10-25 seconds

Battery life: About 200 tests with "AAA" alkaline batteries

Device life: One year, approximately 400 tests

Operating temperature: 10 to 40°C

Storage temperature: 0 to 50°C

Questions? Call us toll free at 800-261-1193